


In-House Training Solutions for Everyone:

The concept of the “European Academy for Gynaecological Surgery (EAGS)”



In-House Training Solutions for Everyone: Principles of the GESEA programme

Scientific evidence indicates that dry lab training for endoscopic surgical skills, prior to training in the operating room, improves patients' post-operative well-being substantially.

The ESGE, EBCOG, EAGS, ENTOG, ACOG and AAGL, six leading professional organisations in gynaecology, joined forces in a global recommendation regarding endoscopic surgical training and quality assurance. It is a major breakthrough in the discipline of gynaecological endoscopic training to align the leading societies in training and education across Europe and the US on such an important matter.

The Gynaecological Endoscopic Surgical Education and Assessment (GESEA) programme is a structured diploma programme for Gynaecological Endoscopy which takes into account this recommendation. It trains and certifies knowledge and practical skills prior to surgical competence, and it is the official diploma programme of the European Society for Gynaecological Endoscopy (ESGE). The most important aspect throughout this programme is the practise of both training and testing, leading to greater levels of competence and professionalism prior to entering the operating room.



The GESEA programme makes use of three endoscopic training models that monitor the learning process and measure the skill level of an individual. LASTT provides a validated training approach for basic laparoscopic instrument handling skills like camera navigation, hand-eye coordination and bimanual coordination. SUTT focuses on laparoscopic suturing skills by offering a series of stitching and knotting exercises to train and test the quality level of needle handling, stitching, tissue approximation and knot tying. The HYSTT training model trains hysteroscopic camera navigation and instrument handling by making use of a model that simulates the female genital anatomy. The Online Scoring Platform (OSP) is the central platform to manage all in-house GESEA training and testing activities.

Rudi Campo MD, Director, The European Academy of Gynaecological Surgery (EAGS)


<https://europeanacademy.org>

European
theAcademy of
Gynaecological
Surgery



The LASTT/SUTT Training Station

For use with the LASTT and the SUTT Training Package



26348

SZABO-BERCI-SACKIER Laparoscopic Trainer, with suturing top plate



TP 100EN

TELE PACK X LED, endoscopic video unit for use with all KARL STORZ TELECAM one-chip camera heads and video endoscopes, incl. LED-light source similar to Xenon technology, with integrated digital Image Processing Module, 15" LCD TFT-monitor with LED backlight, USB/SD memory module, color systems PAL/NTSC, power supply 100-240 VAC, 50/60 Hz including:

USB Silicone Keyboard, with Touchpad, US character set

USB Flash Drive, 32 GB

Mains Cord, length 300 cm



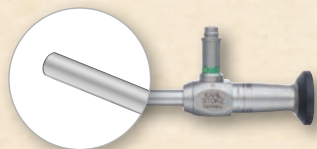
20212030

TELECAM One-Chip Camera Head, color system PAL, soakable, gas-sterilizable, with integrated Parfocal Zoom Lens, $f = 25\text{-}50\text{ mm}$ (2x), 2 freely programmable camera head buttons




495 NCS

Fiber Optic Light Cable, with straight connector, extremely heat-resistant, enhanced light transmission, diameter 4.8 mm, length 250 cm



26003 AA

HOPKINS® Straight Forward Telescope 0°, enlarged view, diameter 10 mm, length 31 cm, **autoclavable**, fiber optic light transmission incorporated, color code: green



26003 BA

HOPKINS® Forward-Oblique Telescope 30°, enlarged view, diameter 10 mm, length 31 cm, **autoclavable**, fiber optic light transmission incorporated, color code: red



33321 MD

CLICKLINE KELLY Dissecting and Grasping Forceps, rotating, dismantling, insulated, with connector pin for unipolar coagulation, size 5 mm, length 36 cm



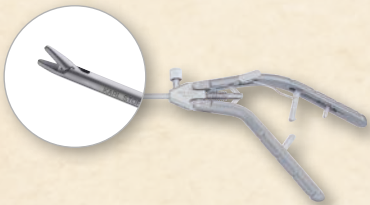
34321 MS

CLICKLINE METZENBAUM Scissors, rotating, dismantling, insulated, with connector pin for unipolar coagulation, size 5 mm, length 36 cm




33321 KW

CLICKLINE MATKOWITZ Grasping Forceps, rotating, dismantling, insulated, with connector pin for unipolar coagulation, size 5 mm, length 36 cm



26173 KPF

KOH Macro Needle Holder, with tungsten carbide insert, ergonomic pistol handle with disengageable ratchet, jaws straight, size 5 mm, length 33 cm



26173 KAF

KOH Macro Needle Holder, with tungsten carbide insert, ergonomic axial handle with disengageable ratchet, jaws straight, size 5 mm, length 33 cm

LASTT Training Package

to be used with the LASTT/SUTT Training Station



The Laparoscopic Skills Training and Testing (LASTT) method provides three validated laparoscopic exercises to train and test the individuals on their laparoscopic psychomotor skills. The LASTT Training Package contains the LASTT model, representing the spatial distribution and orientation of the different planes and angles of a female pelvis. The first exercise measures the ability of a person to navigate the camera and to handle the 30° optic, 14 targets have to be identified in a precise order. The second exercise measures the hand-eye coordination by positioning 6 small rings over a nail and the last exercise measures the bimanual coordination by transporting 6 objects from one hand to the other and then into a corresponding hole. Test proficiency should guarantee the perfect laparoscopic instrument handling capabilities.

The individual scores can be entered on the Online Scoring Platform (OSP) to generate test reports.

- 26436 LASTT Training Package**
including:
Wooden LASTT Model
Exercise Inserts
Exercise Elements
Academy Stopwatch
USB Stick with Instructions

SUTT Training Package

to be used with the LASTT/SUTT Training Station



The SUTT Training Package contains a complete setup to perform training according to the Suturing and Knot Tying Training and Testing (SUTT) method. It provides a series of tests on stitching and knotting that have been defined to train and test the quality level of needle handling, stitching, tissue approximation and knot tying. The SUTT Foam Base with disposable SUTT pad is placed inside a SZABO-BERCI-SACKIER Pelvic Trainer box. SUTT1 provides one exercise in stitching and knot tying using the dominant hand. SUTT2 provides 4 exercises evaluating the precision of needle manipulation, intra-corporeal knotting and tissue approximation using both dominant and non-dominant hands.

The individual scores can be entered on the Online Scoring Platform (OSP) to generate test reports.

26437 SUTT Training Package

including:

SUTT Foam Board

10 disposable SUTT1 Pads for Training

10 disposable SUTT2 Pads for Training

Academy Stopwatch

USB Stick with Instructions

Additional Spare Parts:



26 439 30

SUTT 1 Pads,
for training, KARL STORZ branded,
to be pinned on SUTT Foam Base



26 440 30

SUTT 2 Pads,
for training, KARL STORZ branded,
to be pinned on SUTT Foam Base

Hysteroscopic Skills Training and Testing Model (HYSTT)

For use with the HYSTT Training Package



The Hysteroscopic Skills Training and Testing (HYSTT) method has been designed to train Hysteroscopic Psychomotor Skills (HPS) needed to work in a “key-hole” setting. The HYSTT Training Package contains the HYSTT model, representing the spatial distribution and orientation of the different planes and angles of a normal uterus. The exercises simulate all possible movements one should perform during a hysteroscopic procedure. Exercise 1 evaluates the skills of an individual to handle the camera and work with a 30° optic in an hysteroscopic environment. Various sets of modules are used in order to eliminate the memory effect for the participants. Exercise 2 evaluates the skills of simultaneous camera and instrument handling and hand-eye coordination skills as its goal is to grasp and extract 14 pins.

The individual scores can be entered on the Online Scoring Platform (OSP) to generate test reports.

The HYSTT Training Station (Code: 1301)



TP 100EN

TELE PACK X LED, endoscopic video unit for use with all KARL STORZ TELECAM one-chip camera heads and video endoscopes, incl. LED-light source similar to Xenon technology, with integrated digital Image Processing Module, 15" LCD TFT-monitor with LED backlight, USB/SD memory module, color systems PAL/NTSC, power supply 100-240 VAC, 50/60 Hz including:

USB Silicone Keyboard, with Touchpad, US character set

USB Flash Drive, 32 GB

Mains Cord, length 300 cm




20212030

TELECAM One-Chip Camera Head, color system PAL, soakable, gas-sterilizable, with integrated Parfocal Zoom Lens, $f = 25\text{-}50\text{ mm}$ (2x), 2 freely programmable camera head buttons




495 NA

Fiber Optic Light Cable, with straight connector, diameter 3.5 mm, length 230 cm




26120 BA

HOPKINS® Forward-Oblique Telescope 30°, diameter 2.9 mm, length 30 cm, **autoclavable**, fiber optic light transmission incorporated, color code: red



26153 BIK

BETTOCCHI® Inner Sheath, size 4.3 mm, with working channel for semirigid 5 Fr. operating instruments, for use with Outer Sheath 26153 BOK including:
Inner Sheath
LUER-Lock Tube Connector



26153 BOK

BETTOCCHI® Outer Sheath, size 5 mm, for use with Inner Sheath 26153 BIK including:
Inner Sheath
LUER-Lock Tube Connector



2x 26159 UHW

Biopsy and Grasping Forceps, semirigid, double action jaws, 5 Fr., length 34 cm

HYSTT Training Package to be used with the HYSTT Training Station

- 26438 **HYSTT Training Package**
including:
Female genital model, with table fixation
3x HYSTT Exercise 1 models
3x HYSTT Exercise 2 models
HYSTT Replacement Pins,
USB Stick with Instructions

Additional Spare Parts:

- 26441 **HYSTT Replacement Model Set, Exercise 1**, package of 3 pieces
- 26442 **HYSTT Replacement Model Set, Exercise 2**, package of 3 pieces
- 26443 **HYSTT Replacement Pins, 1 set** containing 100 black, 100 blue, 100 red and 100 yellow pins



E-Knot Trainer

The E-Knot Trainer is a pelvic trainer developed by the European Academy of Gynaecological Surgery (EAGS) that can be used in a simple way at any location, offering the possibility to train suturing skills. The E-Knot Trainer is designed for individuals, no further equipment besides a laptop and sutures is required.

26433 **E-Knot Trainer** (with Needle Holders) including:
E-Knot Trainer (including SUTT for a Pelvic Trainer – 1x NeoDerma Suturing Pad; 1x White Base; 4x E-Knot Butterfly Nuts; 4x E-Knot Rubber Feet)
Webcam, for connection to PC
 2x **KARL STORZ Needle Holders**
 2x **Training DVD** (created by Prof A. Wattiez with a structured training programme ‘Step by Step’ Laparoscopic Stitching and Knotting instructions)

26434 **E-Knot Trainer** (without Needle Holders) including:
E-Knot Trainer (including SUTT for a Pelvic Trainer – 1x NeoDerma Suturing Pad; 1x White Base; 4x E-Knot Butterfly Nuts; 4x E-Knot Rubber Feet)
Webcam, for connection to PC
 2x **Training DVD** (created by Prof A. Wattiez with a structured training programme ‘Step by Step’ Laparoscopic Stitching and Knotting instructions)



The E-Knot Trainer can be used with any notebook which contains a USB-Port. The displayed notebook is not part of the article number 26433 and 26434.

Online Scoring Platform (OSP)

The Online Scoring Platform (OSP) provides the possibility to register participants’ data and test results in a central database for the LASTT, HYSTT and SUTT method. For each participant the previous exposure to endoscopy is documented. The OSP follows the trainees’ improvement and provides a relevant evaluation defining their position versus the benchmarking group.

European Academy of Gynaecological Surgery **LASTT** Gynaecological Laparoscopic Skills Certification Assessment Psychomotor skills with the LASTT model

Report
LASTT training

Exercise 1: Camera Navigation

A. Benchmark Data

Exposure to Laparoscopy	LASTT score		
	Excellent	Fair	Insufficient
Minimal	35.4%	38.4%	26.2%
Intermediate	55.3%	31.4%	14.3%
Major	70.6%	21.4%	8%

B. Your Personal Score

Exposure to Laparoscopy based on your identification data:

Your position in the benchmark group:

Your place in the benchmark group on a scale from 0 to 100:

Mentee name: Germaine Chouinard (01/01/1960)

Mentor: _____

European Academy of Gynaecological Surgery **LASTT** Gynaecological Laparoscopic Skills Certification Assessment Psychomotor skills with the LASTT model

Report
LASTT training

Exercise 2: Hand-Eye Coordination

A. Benchmark Data

Exposure to Laparoscopy	LASTT score		
	Excellent	Fair	Insufficient
Minimal	28.4%	45.1%	26.5%
Intermediate	48.7%	43.2%	10.1%
Major	69.2%	27.0%	4.8%

B. Your Personal Score

Exposure to Laparoscopy based on your identification data:

Your position in the benchmark group:

Your place in the benchmark group on a scale from 0 to 100:

Mentee name: Germaine Chouinard (01/01/1960)

Mentor: _____

European Academy of Gynaecological Surgery **LASTT** Gynaecological Laparoscopic Skills Certification Assessment Psychomotor skills with the LASTT model

LASTT training
Date: 29/01/2014

A. Mentee scores

Name	Exposure	Exercise 1	Exercise 2	Exercise 3
Germaine Chouinard	Minimal	8	36	15
Armand Rochefort	Minimal	37	76	76
Amber Davis	Intermediate	67	96	90
Robinette Clement	Minimal	19	20	26
Faya Nonden	Intermediate	5	92	42
Celesta Hogeboom	Intermediate	6	53	60
Gido Thalen	Major	10	62	89

Please fill in this reply card and send it back to:

KARL STORZ SE & Co. KG, Marketing Gynecology, Dr.-Karl-Storz-Straße 34, 78532 Tuttlingen/Germany
or via fax no: +49 7461/708-75585

- YES**, I am interested in the LASTT/SUTT Training Station (Code: 1300).
- YES**, I am interested in the LASTT Training Package (Code: 26436).
- YES**, I am interested in the SUTT Training Package (Code: 26437).
- YES**, I am interested in the HYSTT Training Station (Code: 1301).
- YES**, I am interested in the HYSTT Training Package (Code: 26438).
- YES**, I am interested in the combined LASTT and HYSTT Training Station (Code: 1311).
- YES**, I am interested in the E-Knot Trainer.
 - 26433 with 2 needle holders
 - 26434 without needle holders

HYSTT+
LASTT+
SUTT+



I am interested in:

- being contacted by the local sales representative
- more information about

My contact information:

Name/Title

Hospital

Department

Street

City/Country

Phone

Fax

E-Mail

For more information regarding the activities of the EAGS or its training tools, please refer to their website: <https://europeanacademy.org>



...evolution continues

STORZ
KARL STORZ—ENDOSKOPE

THE DIAMOND STANDARD

KARL STORZ SE & Co. KG
Dr.-Karl-Storz-Straße 34, 78532 Tuttlingen/Germany
Postbox 230, 78503 Tuttlingen/Germany
Phone: +49 (0)7461 708-0
Fax: +49 (0)7461 708-105
E-Mail: info@karlstorz.com
www.karlstorz.com